



Lake County

Tax Extension Department Filing Receipt

Receipt #: 7786

Filing Date: 05/23/2019

MUN_WKGN
CITY OF WAUKEGAN
100 N Martin Luther King Jr Ave
Waukegan, IL 60085

Ms. Tina Smigielski
Chief Financial Officer
847-856-6451 Fax: 847-249-5296
tina.smigielski@waukeganil.gov
www.waukeganweb.net

Budget and Appropriation Ordinance

- Budget and Appropriation Ordinance
- Certification by Secretary/Clerk
- Estimate of Anticipated Revenues
- Certification by Chief Fiscal Officer
- Amended Fiscal Year Ending: 2020

Referendum

No Referendum accepted by Tax Extension Department at any time.

Notes:

Ordinance 19-O-37

All items require original signatures.

Seal

Robin M. O'Connor, Lake County Clerk

Executed by: LINDA WEEG

District Representative: Tina Smigielski



Office of the City Clerk

cityclerk@waukeganil.gov
Office: (847) 599-2513

CERTIFICATION

STATE OF ILLINOIS
COUNTY OF LAKE
CITY OF WAUKEGAN


I, **JANET E. KILKELLY**, City Clerk of the City of Waukegan, County of Lake and the State of Illinois, do hereby certify that as such official of the said City of Waukegan, I am the keeper and custodian of the records, files, proceedings, books, papers, ordinances and reports of said City and that the forgoing is a true and correct copy of:

1. Ordinance: **19—O—37**
2. Minutes:
3. Other:

Presented the **20th** day of **MAY A.D. 2019**, and that the same was approved by the Mayor and Council of said City on the **20th** day of **MAY A.D. 2019**.

I do further certify that the original, of which the forgoing is a true and correct copy, is entrusted to me as the Clerk of said City for safekeeping and that the original thereof is now on file in my office as such Clerk.

IN WITNESS WHEREOF I have hereunto set my hand and affixed the Corporate Seal of said City this **05th** day of **MARCH, 2019**.




JANET E. KILKELLY, CITY CLERK
 City of Waukegan

NOTARY:

State of Illinois
County of Lake

Subscribed and sworn to before me on this 23rd day of MAY in the year 2019 by

JANET E. KILKELLY
(NAME OF DOCUMENT SIGNER)





NOTARY PUBLIC
 My Commission Expires: 7/24/2021

CITY OF
WAUKEGAN, ILLINOIS

ANNUAL APPROPRIATION ORDINANCE

19--O--37

FOR THE FISCAL YEAR

MAY 1, 2019 TO APRIL 30, 2020

PRESENTED AND READ AT THE MEETING OF THE
WAUKEGAN CITY COUNCIL **MAY, 20, 2019**

PASSED AND APPROVED AT A MEETING OF THE
WAUKEGAN CITY COUNCIL **MAY, 20, 2019**

PUBLISHED IN PAMPHLET FORM **MAY, 21, 2019**

SAMUEL D. CUNNINGHAM, JR., MAYOR

JANET E. KILKELLY, CITY CLERK

DR. JOHN R. SCHWAB, TREASURER

An ordinance making appropriations of sums of money for all the necessary expenditures of the City of Waukegan, Illinois and for corporate purposes for the fiscal year beginning May 1, 2019 and ending April 30, 2020.

BE IT ORDAINED BY THE CORPORATE AUTHORITIES OF THE CITY OF WAUKEGAN, ILLINOIS:

SECTION 1: The sums of money provided in Appendix A, or as much thereof as may be authorized by law, as may be needed or deemed necessary to defray all expenses and liabilities of the City of Waukegan be and the same are hereby appropriated for purposes and objects of the City of Waukegan hereinafter specified, for the fiscal year beginning May 1, 2019 and ending April 30, 2020. All appropriations by this ordinance are made under authority granted through home rule powers and other powers as provided by law.

SECTION 2: The receipts and revenue of the City derived from sources other than ad valorem taxation and not specifically appropriated herein, shall constitute the general corporate fund and shall first be placed to the credit of such fund.

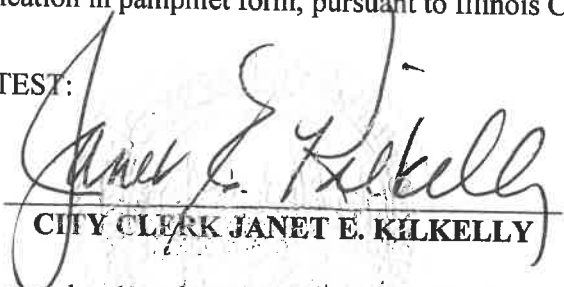
SECTION 3. In case of a vacancy in any office specified in this appropriation, the head of the department in which any such vacancy occurs, shall not be required to fill such office if, in his or her judgment or discretion, there is no necessity therefore.


SECTION 4: All unexpended balances of the appropriations for the fiscal year ended April 30, 2019, and prior years are hereby specifically re-appropriated for the same general purposes for which they were originally made and may be expended in making up any insufficiency of any other items provided in this appropriation ordinance.

SECTION 5: This appropriation ordinance is adopted pursuant to procedures set forth in the Illinois Municipal Code, provided any limitations in the Illinois Municipal Code, in conflict with this ordinance shall not be applicable to this ordinance, pursuant to Section 6 of Article VII of the Constitution of the State of Illinois.

SECTION 6: This ordinance shall be in full force and effect from and after its passage, approval and publication in pamphlet form, pursuant to Illinois Compiled Statutes of 2006, Chapter 65: 5/1-2-5 and 6.

ATTEST:


CITY CLERK JANET E. KILKELLY


MAYOR SAMUEL D. CUNNINGHAM, JR.

Presented and read at a Meeting of the Waukegan City Council on **MAY 20, 2019** and passed and approved at the Meeting of the Waukegan City Council on **MAY 20, 2019**.

Published in Pamphlet Form on **MAY 21, 2019**.

AYE: Ald Seger, Ald Moisio, Ald Kirkwood, Ald Newsome, Ald Turner.

NAY: Ald Rivera, Ald Florian.

ABSENT: Ald Bolton, Ald Taylor.

ABSTAIN: None.

APPROPRIATION (TRANSFERS OUT)

FY20 BUDGET

Fnd 202	HR SALES TX INFRASTRUCTURE FD	
Sub 6800	Transfers To	3,075,000
Fnd 202	HR SALES TX INFRASTRUCTURE FD	3,075,000
Fnd 307	FIXED ASSETS REPLACEMENT FUND	
Sub 6800	Transfers To	220,000
Fnd 307	FIXED ASSETS REPLACEMENT FUND	220,000
Fnd 714	WORKING CASH FUND	
Sub 6800	Transfers To	294,000
Fnd 714	WORKING CASH FUND	294,000
	Report Final Totals	3,589,000

APPROPRIATION (EXPENDITURES)

FY20 BUDGET

Fnd 100	GENERAL FUND	
Dpt 0100	CENTRAL SERVICES	
Sub 2100	Personnel Services	2,024,200
Sub 2200	Personnel Benefits	976,600
Sub 2400	Contractual Services	1,678,000
Sub 2500	Commodities	48,500
Sub 2800	Non-Cash Expense	(639,000)
Dpt 0100	CENTRAL SERVICES	4,088,300
Dpt 0200	BUILDING DEPARTMENT	
Sub 2100	Personnel Services	992,000
Sub 2200	Personnel Benefits	430,100
Sub 2400	Contractual Services	491,300
Sub 2500	Commodities	23,000
Dpt 0200	BUILDING DEPARTMENT	1,936,400
Dpt 0300	FIRE DEPARTMENT	
Sub 2100	Personnel Services	12,768,000
Sub 2200	Personnel Benefits	9,204,600
Sub 2400	Contractual Services	803,000
Sub 2500	Commodities	379,500
Dpt 0300	FIRE DEPARTMENT	23,155,100
Dpt 0600	POLICE DEPARTMENT	
Sub 2100	Personnel Services	19,398,000
Sub 2200	Personnel Benefits	15,107,600
Sub 2400	Contractual Services	1,489,300
Sub 2500	Commodities	613,700
Sub 2600	Capital Outlay	10,000
Dpt 0600	POLICE DEPARTMENT	36,618,600
Dpt 0700	REFUSE & ENVIROMENTAL	
Sub 2400	Contractual Services	305,000
Dpt 0700	REFUSE & ENVIROMENTAL	305,000
Dpt 0800	PLANNING & DEVELOPMENT	
Sub 2100	Personnel Services	370,000
Sub 2200	Personnel Benefits	143,000
Sub 2400	Contractual Services	1,286,700
Sub 2500	Commodities	2,500
Dpt 0800	PLANNING & DEVELOPMENT	1,802,200

Dpt 0900	PUBLIC WORKS DEPARTMENT	
Sub 2100	Personnel Services	3,313,900
Sub 2200	Personnel Benefits	1,661,600
Sub 2400	Contractual Services	1,050,400
Sub 2500	Commodities	993,500
Sub 2600	Capital Outlay	86,000
Dpt 0900	PUBLIC WORKS DEPARTMENT	7,105,400
Fnd 100	GENERAL FUND	75,011,000
Fnd 211	PUBLIC LIBRARY FUND	
Sub 2100	Personnel Services	2,255,000
Sub 2200	Personnel Benefits	716,050
Sub 2400	Contractual Services	1,106,950
Sub 2500	Commodities	63,750
Sub 2600	Capital Outlay	469,750
Fnd 211	PUBLIC LIBRARY FUND	4,611,500
Fnd 214	FOREIGN FIRE FUND	
Sub 2500	Commodities	350,000
Fnd 214	FOREIGN FIRE FUND	350,000
Fnd 215	FIRE SERVICE TRAINING FUND	
Sub 2500	Commodities	65,000
Fnd 215	FIRE SERVICE TRAINING FUND	65,000
Fnd 218	REFUSE COLLECTION FUND	
Sub 2400	Contractual Services	4,550,000
Fnd 218	REFUSE COLLECTION FUND	4,550,000
Fnd 228	MOTOR FUEL TAX FUND	
Sub 2400	Contractual Services	785,000
Sub 2500	Commodities	350,000
Sub 2700	Capital Improvements	1,683,000
Fnd 228	MOTOR FUEL TAX FUND	2,818,000
Fnd 231	PUBLIC SAFETY GRANTS-FIRE	
Sub 2600	Capital Outlay	686,000
Fnd 231	PUBLIC SAFETY GRANTS-FIRE	686,000
Fnd 232	911 EMERGENCY SYSTEM FUND	
Sub 2100	Personnel Services	386,000
Sub 2200	Personnel Benefits	124,000
Sub 2400	Contractual Services	1,287,000
Sub 2500	Commodities	3,000
Sub 2600	Capital Outlay	41,000
Fnd 232	911 EMERGENCY SYSTEM FUND	1,841,000

Fnd 240	PUBLIC SAFETY GRANTS-POLICE	
Sub 2400	Contractual Services	28,500
Fnd 240	PUBLIC SAFETY GRANTS-POLICE	28,500
Fnd 242	HOME REHAB ASSISTANCE	
Sub 2400	Contractual Services	408,000
Fnd 242	HOME REHAB ASSISTANCE	408,000
Fnd 245	COMMUNITY DEV. BLOCK GRANT	
Sub 2100	Personnel Services	206,000
Sub 2200	Personnel Benefits	88,000
Sub 2400	Contractual Services	796,000
Sub 2500	Commodities	14,000
Sub 2600	Capital Outlay	220,000
Fnd 245	COMMUNITY DEV. BLOCK GRANT	1,324,000
Fnd 251	PLANNING & DEVELOPMENT GRANTS	
Sub 2400	Contractual Services	1,136,000
Fnd 251	PLANNING & DEVELOPMENT GRANTS	1,136,000
Fnd 261	NORTH LAKE FRONT TIF # 7	
Sub 2400	Contractual Services	61,000
Fnd 261	NORTH LAKE FRONT TIF # 7	61,000
Fnd 262	DOWNTOWN TIF #8	
Sub 2400	Contractual Services	281,000
Fnd 262	DOWNTOWN TIF #8	281,000
Fnd 263	SOUTH LAKEFRONT TIF #9	
Sub 2400	Contractual Services	50,000
Fnd 263	SOUTH LAKEFRONT TIF #9	50,000
Fnd 264	MCGAW PARK TIF# 10	
Sub 2400	Contractual Services	1,000,000
Fnd 264	MCGAW PARK TIF# 10	1,000,000
Fnd 292	PRISONER REVIEW/DUI SB740 FUND	
Sub 2600	Capital Outlay	50,000
Fnd 292	PRISONER REVIEW/DUI SB740 FUND	50,000
Fnd 295	LOCAL FORFEITURE FUND	
Sub 2400	Contractual Services	62,000
Sub 2500	Commodities	46,000
Sub 2600	Capital Outlay	15,000
Fnd 295	LOCAL FORFEITURE FUND	123,000

Fnd 296	NARCOTICS FORFEITURE FUND	
Sub 2100	Personnel Services	50,000
Sub 2400	Contractual Services	225,000
Sub 2500	Commodities	10,000
Sub 2600	Capital Outlay	210,000
Fnd 296	NARCOTICS FORFEITURE FUND	495,000
Fnd 307	FIXED ASSETS REPLACEMENT FUND	
Sub 2600	Capital Outlay	6,563,000
Sub 2700	Capital Improvements	6,000,000
Fnd 307	FIXED ASSETS REPLACEMENT FUND	12,563,000
Fnd 312	STREET/SIDEWALK REHABILITATION	
Sub 2700	Capital Improvements	9,383,000
Fnd 312	STREET/SIDEWALK REHABILITATION	9,383,000
Fnd 430	2018A GO SALES TAX BONDS	
Sub 2400	Contractual Services	2,120,000
Fnd 430	2018A GO SALES TAX BONDS	2,120,000
Fnd 431	2018B GO BONDS	
Sub 2400	Contractual Services	1,697,000
Fnd 431	2018B GO BONDS	1,697,000
Fnd 432	2018D GO JUDGEMENT BONDS	
Sub 2400	Contractual Services	464,000
Fnd 432	2018D GO JUDGEMENT BONDS	464,000
Fnd 455	CAPITAL LEASES REPAYMENT FUND	
Sub 2400	Contractual Services	200,000
Fnd 455	CAPITAL LEASES REPAYMENT FUND	200,000
Fnd 468	2012A G.O. BONDS - \$23,490,000	
Sub 2400	Contractual Services	2,961,000
Fnd 468	2012A G.O. BONDS - \$23,490,000	2,961,000
Fnd 475	2017A GO REFUND BND \$7,130,000	
Sub 2400	Contractual Services	249,000
Fnd 475	2017A GO REFUND BND \$7,130,000	249,000
Fnd 476	2017B GO REFUND BND \$7,865,000	
Sub 2400	Contractual Services	4,053,000
Fnd 476	2017B GO REFUND BND \$7,865,000	4,053,000
Fnd 488	Series 2005 Special A Bonds	
Sub 2400	Contractual Services	220,000
Fnd 488	Series 2005 Special A Bonds	220,000

Fnd 494	2012B G.O.TIF Bond (Woodland)	
Sub 2400	Contractual Services	298,000
Fnd 494	2012B G.O.TIF Bond (Woodland)	298,000
Fnd 495	2015 GO SALES TX BONDS	
Sub 2400	Contractual Services	280,000
Fnd 495	2015 GO SALES TX BONDS	280,000
Fnd 496	2015B REFNDG BONDS \$14,050,000	
Sub 2400	Contractual Services	2,365,000
Fnd 496	2015B REFNDG BONDS \$14,050,000	2,365,000
Fnd 497	2016 GO SALES TX BONDS	
Sub 2400	Contractual Services	675,000
Fnd 497	2016 GO SALES TX BONDS	675,000
Fnd 555	SEWER & WATER FUND	
Sub 2100	Personnel Services	3,355,000
Sub 2200	Personnel Benefits	1,795,000
Sub 2400	Contractual Services	4,784,000
Sub 2500	Commodities	713,000
Sub 2600	Capital Outlay	300,000
Sub 2700	Capital Improvements	13,390,000
Fnd 555	SEWER & WATER FUND	24,337,000
Fnd 595	MOTOR VEHICLE PARKING LOT FUND	
Sub 2100	Personnel Services	136,000
Sub 2200	Personnel Benefits	63,000
Sub 2400	Contractual Services	673,000
Sub 2500	Commodities	52,000
Sub 2600	Capital Outlay	500,000
Acc 902	Expenditures	24,000
Fnd 595	MOTOR VEHICLE PARKING LOT FUND	1,448,000
Fnd 660	SAFETY & RISK MANAGEMENT FUND	
Sub 2100	Personnel Services	96,000
Sub 2200	Personnel Benefits	39,000
Sub 2400	Contractual Services	4,132,000
Sub 2500	Commodities	9,000
Sub 2600	Capital Outlay	5,000
Sub 2800	Non-Cash Expense	(4,281,000)
Fnd 660	SAFETY & RISK MANAGEMENT FUND	
Fnd 680	EMPLOYEE'S BENEFIT PLAN FUND	
Sub 2400	Contractual Services	7,050,000

Fnd 680	EMPLOYEE'S BENEFIT PLAN FUND	7,050,000
Fnd 685	SELF FUNDED FLEXIBLE SPENDING	
Sub 2400	Contractual Services	100,000
Fnd 685	SELF FUNDED FLEXIBLE SPENDING	100,000
Fnd 695	IT INTERNAL SERVICE FUND	
Sub 2100	Personnel Services	433,000
Sub 2200	Personnel Benefits	218,000
Sub 2400	Contractual Services	2,207,000
Sub 2500	Commodities	16,000
Sub 2800	Non-Cash Expense	(2,874,000)
Fnd 695	IT INTERNAL SERVICE FUND	
Fnd 719	POLICE PENSION FUND	
Sub 2200	Personnel Benefits	8,510,000
Sub 2400	Contractual Services	286,000
Sub 2500	Commodities	1,000
Fnd 719	POLICE PENSION FUND	8,797,000
Fnd 720	FIRE FIGHTER'S PENSION FUND	
Sub 2200	Personnel Benefits	6,730,000
Sub 2400	Contractual Services	216,000
Sub 2500	Commodities	1,000
Fnd 720	FIRE FIGHTER'S PENSION FUND	6,947,000
	Report Final Totals	181,096,000

STATE OF ILLINOIS)
) SS
COUNTY OF LAKE)

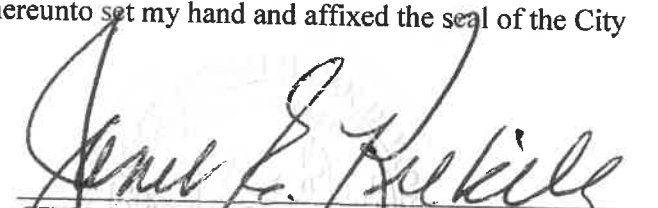
CERTIFICATION OF ANTICIPATED REVENUES

I, the undersigned, the Chief Fiscal Officer of the City of Waukegan, do hereby certify that the amounts listed on the attached pages represent the estimate of revenues that the City of Waukegan anticipates receiving in the Fiscal Year beginning May 1, 2019.

Said estimates are accurate, to the best of our knowledge, based upon all the information available to us on this 8th day of April 2019.


TINA M. SMIGIELSKI, C.P.A.
FINANCE DIRECTOR

IN WITNESS WHEREOF, I have hereunto set my hand and affixed the seal of the City this 20th day of MAY, 2019.


CITY CLERK JANET E. KILKELLY

(SEAL)

REVENUE CERTIFICATION (TRANSFERS IN)

FY20 BUDGET

Fnd 100	GENERAL FUND	
Sub 6300	Transfers - In	-112,000
Fnd 100	GENERAL FUND	-112,000
Fnd 231	PUBLIC SAFETY GRANTS-FIRE	
Sub 6300	Transfers - In	-62,000
Fnd 231	PUBLIC SAFETY GRANTS-FIRE	-62,000
Fnd 251	PLANNING & DEVELOPMENT GRANTS	
Sub 6300	Transfers - In	-120,000
Fnd 251	PLANNING & DEVELOPMENT GRANTS	-120,000
Fnd 430	2018A GO SALES TAX BONDS	
Sub 6300	Transfers - In	-2,120,000
Fnd 430	2018A GO SALES TAX BONDS	-2,120,000
Fnd 495	2015 GO SALES TX BONDS	
Sub 6300	Transfers - In	-280,000
Fnd 495	2015 GO SALES TX BONDS	-280,000
Fnd 497	2016 GO SALES TX BONDS	
Sub 6300	Transfers - In	-675,000
Fnd 497	2016 GO SALES TX BONDS	-675,000
Fnd 595	MOTOR VEHICLE PARKING LOT FUND	
Sub 6300	Transfers - In	-220,000
Fnd 595	MOTOR VEHICLE PARKING LOT FUND	-220,000
	Report Final Totals	-3,589,000

REVENUE CERTIFICATION (REVENUES)

FY20 BUDGET

Fnd 100	GENERAL FUND	
Sub 3000	Tax Collection	-58,161,000
Sub 3200	Permits	-2,247,000
Sub 3300	Licenses	-3,536,000
Sub 3400	Fees	-2,871,000
Sub 3440	Franchise Fees	-1,100,000
Sub 3500	Fines	-2,020,000
Sub 4400	Intergovernmental Revenue	-218,000
Sub 4600	Interest Earned	-287,000
Sub 4650	Donations	-50,000
Sub 4700	Quasi-external Transactions	-50,000
Sub 4800	Miscellaneous Revenue	-859,000
Fnd 100	GENERAL FUND	-71,399,000
Fnd 202	HR SALES TX INFRASTRUCTURE FD	
Sub 3000	Tax Collection	-3,075,000
Fnd 202	HR SALES TX INFRASTRUCTURE FD	-3,075,000
Fnd 211	PUBLIC LIBRARY FUND	
Sub 3000	Tax Collection	-4,200,000
Sub 3300	Licenses	-50,000
Sub 4400	Intergovernmental Revenue	-69,000
Sub 4600	Interest Earned	-5,000
Sub 4800	Miscellaneous Revenue	-287,500
Fnd 211	PUBLIC LIBRARY FUND	-4,611,500
Fnd 214	FOREIGN FIRE FUND	
Sub 3000	Tax Collection	-150,000
Fnd 214	FOREIGN FIRE FUND	-150,000
Fnd 215	FIRE SERVICE TRAINING FUND	
Sub 4400	Intergovernmental Revenue	-65,000
Fnd 215	FIRE SERVICE TRAINING FUND	-65,000
Fnd 218	REFUSE COLLECTION FUND	
Sub 3000	Tax Collection	-4,500,000
Sub 4600	Interest Earned	-25,000
Sub 4800	Miscellaneous Revenue	-25,000
Fnd 218	REFUSE COLLECTION FUND	-4,550,000
Fnd 228	MOTOR FUEL TAX FUND	
Sub 3000	Tax Collection	-2,525,000

Sub 4400	Intergovernmental Revenue	-268,000
Sub 4600	Interest Earned	-25,000
Fnd 228	MOTOR FUEL TAX FUND	-2,818,000
Fnd 231	PUBLIC SAFETY GRANTS-FIRE	
Sub 4400	Intergovernmental Revenue	-624,000
Fnd 231	PUBLIC SAFETY GRANTS-FIRE	-624,000
Fnd 232	911 EMERGENCY SYSTEM FUND	
Sub 3000	Tax Collection	-1,500,000
Sub 4600	Interest Earned	-15,000
Fnd 232	911 EMERGENCY SYSTEM FUND	-1,515,000
Fnd 240	PUBLIC SAFETY GRANTS-POLICE	
Sub 4400	Intergovernmental Revenue	-28,000
Sub 4600	Interest Earned	-500
Fnd 240	PUBLIC SAFETY GRANTS-POLICE	-28,500
Fnd 242	HOME REHAB ASSISTANCE	
Sub 4400	Intergovernmental Revenue	-408,000
Fnd 242	HOME REHAB ASSISTANCE	-408,000
Fnd 245	COMMUNITY DEV. BLOCK GRANT	
Sub 4400	Intergovernmental Revenue	-1,324,000
Fnd 245	COMMUNITY DEV. BLOCK GRANT	-1,324,000
Fnd 251	PLANNING & DEVELOPMENT GRANTS	
Sub 4400	Intergovernmental Revenue	-1,016,000
Fnd 251	PLANNING & DEVELOPMENT GRANTS	-1,016,000
Fnd 261	NORTH LAKE FRONT TIF # 7	
Sub 3000	Tax Collection	-61,000
Fnd 261	NORTH LAKE FRONT TIF # 7	-61,000
Fnd 262	DOWNTOWN TIF #8	
Sub 3000	Tax Collection	-281,000
Fnd 262	DOWNTOWN TIF #8	-281,000
Fnd 263	SOUTH LAKEFRONT TIF #9	
Sub 3000	Tax Collection	-50,000
Fnd 263	SOUTH LAKEFRONT TIF #9	-50,000
Fnd 264	MCGAW PARK TIF# 10	
Sub 3000	Tax Collection	-1,000,000
Fnd 264	MCGAW PARK TIF# 10	-1,000,000
Fnd 292	PRISONER REVIEW/DUI SB740 FUND	

Sub 3500	Fines	-50,000
Fnd 292	PRISONER REVIEW/DUI SB740 FUND	-50,000
Fnd 295	LOCAL FORFEITURE FUND	
Sub 4200	Reimbursement	-5,000
Sub 4400	Intergovernmental Revenue	-5,000
Sub 4600	Interest Earned	-25,000
Fnd 295	LOCAL FORFEITURE FUND	-35,000
Fnd 296	NARCOTICS FORFEITURE FUND	
Sub 4200	Reimbursement	-30,000
Sub 4400	Intergovernmental Revenue	-80,000
Fnd 296	NARCOTICS FORFEITURE FUND	-110,000
Fnd 312	STREET/SIDEWALK REHABILITATION	
Sub 4400	Intergovernmental Revenue	-792,000
Fnd 312	STREET/SIDEWALK REHABILITATION	-792,000
Fnd 431	2018B GO BONDS	
Sub 3000	Tax Collection	-1,697,000
Fnd 431	2018B GO BONDS	-1,697,000
Fnd 432	2018D GO JUDGEMENT BONDS	
Sub 3000	Tax Collection	-464,000
Fnd 432	2018D GO JUDGEMENT BONDS	-464,000
Fnd 455	CAPITAL LEASES REPAYMENT FUND	
Sub 3000	Tax Collection	-200,000
Fnd 455	CAPITAL LEASES REPAYMENT FUND	-200,000
Fnd 468	2012A G.O. BONDS - \$23,490,000	
Sub 3000	Tax Collection	-2,961,000
Fnd 468	2012A G.O. BONDS - \$23,490,000	-2,961,000
Fnd 475	2017A GO REFUND BND \$7,130,000	
Sub 3000	Tax Collection	-249,000
Fnd 475	2017A GO REFUND BND \$7,130,000	-249,000
Fnd 476	2017B GO REFUND BND \$7,865,000	
Sub 3000	Tax Collection	-4,053,000
Fnd 476	2017B GO REFUND BND \$7,865,000	-4,053,000
Fnd 488	Series 2005 Special A Bonds	
Sub 4500	Special Assessment Revenue	-220,000
Fnd 488	Series 2005 Special A Bonds	-220,000
Fnd 494	2012B G.O.TIF Bond (Woodland)	

Sub 3000	Tax Collection	-298,000
Fnd 494	2012B G.O.TIF Bond (Woodland)	-298,000
Fnd 496	2015B REFNDG BONDS \$14,050,000	
Sub 3000	Tax Collection	-2,365,000
Fnd 496	2015B REFNDG BONDS \$14,050,000	-2,365,000
Fnd 555	SEWER & WATER FUND	
Sub 3200	Permits	-95,000
Sub 3400	Fees	-10,000
Sub 4600	Interest Earned	-100,000
Sub 4800	Miscellaneous Revenue	-5,000
Sub 4900	Other Financing Sources	
Sub 5200	Sewer and Water Sales	-15,277,000
Sub 5500	Sewer and Water Charges	-195,000
Sub 5700	Charges-Late Payment/Penalties	-300,000
Fnd 555	SEWER & WATER FUND	-15,982,000
Fnd 595	MOTOR VEHICLE PARKING LOT FUND	
Sub 3000	Tax Collection	-487,000
Sub 3400	Fees	-625,000
Sub 4600	Interest Earned	-10,000
Sub 4800	Miscellaneous Revenue	-106,000
Fnd 595	MOTOR VEHICLE PARKING LOT FUND	-1,228,000
Fnd 680	EMPLOYEE'S BENEFIT PLAN FUND	
Sub 5800	Premium Contributions	-7,050,000
Fnd 680	EMPLOYEE'S BENEFIT PLAN FUND	-7,050,000
Fnd 685	SELF FUNDED FLEXIBLE SPENDING	
Sub 5800	Premium Contributions	-100,000
Fnd 685	SELF FUNDED FLEXIBLE SPENDING	-100,000
Fnd 714	WORKING CASH FUND	
Sub 4600	Interest Earned	-75,000
Fnd 714	WORKING CASH FUND	-75,000
Fnd 719	POLICE PENSION FUND	
Sub 3000	Tax Collection	-8,835,000
Sub 4600	Interest Earned	-920,000
Sub 4900	Other Financing Sources	-6,450,000
Sub 5800	Premium Contributions	-1,390,000
Fnd 719	POLICE PENSION FUND	-17,595,000
Fnd 720	FIRE FIGHTER'S PENSION FUND	
Sub 3000	Tax Collection	-6,430,000
Sub 4600	Interest Earned	-1,390,000

REVENUE CERTIFICATE (REVENUES) PAGE 5 OF 5

Sub 4800	Miscellaneous Revenue	-1,000
Sub 4900	Other Financing Sources	-4,760,000
Sub 5800	Premium Contributions	-1,000,000
Fnd 720	FIRE FIGHTER'S PENSION FUND	-13,581,000
Report Final Totals		-162,081,000